

matrix total results

Haircare shouldn't be complicated. Total Results is a compact yet complete in-salon and at-home hair care and styling system to tackle every hair challenge. Our exclusive collections of hairdresser-loved shampoos, conditioners and styling products are created to work together, so finding the right haircare regimen is simple.



Toning for all

Unwanted warm tones can affect anyone from the deepest brunettes to the brightest blondes. Fight warmth and neutralise unwanted undertones with Dark Envy, Brass Off, and So Silver. Cleanse, hydrate & deep treat with our professionally calibrated formulas, targeted for all levels.



Dark Envy



Brass Off



So Silver



matrix total results

So Silver

Purple toning haircare to correct unwanted yellow undertones on blonde hair and to enhance silvers and blend greys.

Users of So Silver love...

"it's toning results and nourishing finish."



matrix total results

So Silver

Neutralises yellow undertones
and nourishes blonde hair.

Before

After



Cleanse



**Purple
Shampoo**

Nourish



**Hydrating
Conditioner**

Tone



**Neutralising
Mask**



matrix total results

So Silver

Purple Shampoo

Correct warm, yellow undertones to give a cool finish.

How to use

Wearing suitable gloves, apply to wet hair, lather and rinse well. Leave on for 3-5 minutes before rinsing and follow with **So Silver Conditioner**.



Benefits

- Uses cool violet tones to correct warmth.
- Illuminates highlights.
- Blends colours on greys and whites.
- Tones whilst gently cleansing.
- Customisable toning.

Key ingredients

- Colour correcting dyes

Ideal hair type

Blondes, Silvers & Greys

Size: 300ml / 1000ml



matrix total results

So Silver

Hydrating Conditioner

Hydrates dry and brittle hair, leaving hair silky smooth.

How to use

After using the **So Silver Shampoo**, apply to wet hair. Massage and rinse.



Benefits

- Ultra nourishing formula to restore strength to coloured hair.
- Hair feels shiny and healthy.
- Restores hair moisture.

Ideal hair type

Blondes, Silvers & Greys

Size: 300ml / 1000ml



matrix total results

So Silver

Neutralising Mask

Highly pigmented purple formula to correct yellow undertones whilst protecting fragile hair.

How to use

After using **So Silver Shampoo**, wearing suitable gloves, apply to wet hair and comb through for even distribution. Avoid scalp area and leave for 5-10 minutes, depending on desired neutralising effect. Rinse. Do not use in combination with **So Silver Conditioner**.



Benefits

- Highly concentrated dyes to correct unwanted undertones.
- Customisable toning.
- Deep conditioning treatment to restore strength to colour-treated hair.
- Imparts glossy shine to hair.

Key ingredients

- Colour correcting dyes

Ideal hair type

Blondes, Silvers & Greys

Size: 30ml / 200ml



Before




Before



Before



After



After



After



matrix total results

**So
Silver**

**See it to
believe it**



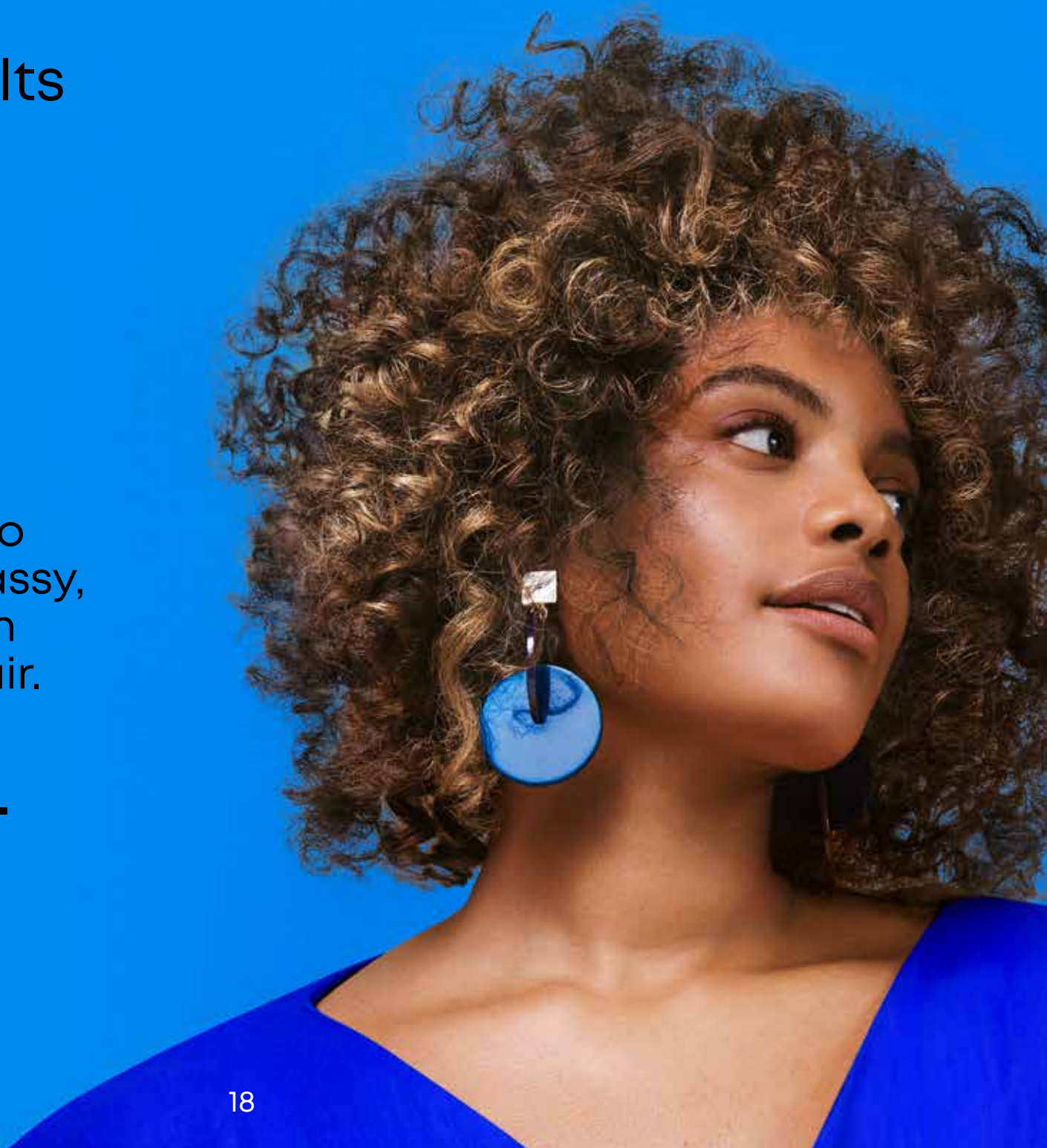
matrix total results

Brass Off

Blue toning haircare to correct unwanted brassy, orange undertones on lightened brunette hair.

Users of Brass Off love...

"it's toning power and soft finish."



matrix total results

Brass Off

Tones & protects for longer lasting colour on lightened brunette hair.

Before

After



Cleanse



**Blue
Shampoo**

Nourish



**Hydrating
Conditioner**

Tone



**Neutralising
Mask**



matrix total results

Brass Off

Blue Shampoo

Correct brassy undertones and gives a cool finish.

How to use

Wearing suitable gloves, apply to wet hair, lather and rinse well. Leave on 3-5 minutes before rinsing and follow with **Brass Off Conditioner**.



Benefits

- High concentration of blue dyes to correct unwanted brassy tones.
- Protect colour.
- Up to 10x less breakage.

Key ingredients

- Vitamin Oil - nourishes hair
- Neutralising blue dyes

Ideal hair type

Lightened Brunettes

Size: 300ml / 1000ml



matrix total results

Brass Off

Hydrating Conditioner

Moisturises dry strands and leaves hair feeling soft and nourished.

How to use

After using the **Brass Off Shampoo**, apply to wet hair. Massage and rinse.



Benefits

- Up to 6x less breakage*.
- Non-colour depositing formula.
- Hydrates and nourishes hair.

*When using the Brass Off system of shampoo, conditioner and leave-in cream.

Key ingredients

- Vitamin Oil - nourishes hair

Ideal hair type

Lightened Brunettes

Size: 300ml / 1000ml



matrix total results

Brass Off

Neutralising Mask

Highly pigmented blue-violet formula which corrects brassy undertones, whilst protecting fragile hair.

How to use

After using **Brass Off Shampoo**, wearing suitable gloves, apply to wet hair and comb through for even distribution. Avoid scalp area and leave on for 5-10 minutes depending on desired neutralisation. Rinse out.



Benefits

- Ultra rich formula.
- Customisable toning.
- Helps restore strength and protect fragile hair.
- Shine-enhancing ingredients help hair reflect light to give hair luster.

Key ingredients

- Vitamin Oil - nourishes hair
- Colour correcting blue dyes


Ideal hair type

Lightened Brunettes

Size: 30ml / 200ml




Before



Before




Before



After



After



After



matrix total results

Brass Off

See it to believe it



matrix total results

Dark Envy

Green toning haircare
to correct unwanted
red undertones in dark
brunette hair.

Users of Dark Envy
love... "it's toning power
and shiny finish."



matrix total results

Dark Envy

Corrects unwanted red undertones
and nourishes dark brunette hair.

Before

After



Cleanse



**Green
Shampoo**

Nourish



**Hydrating
Conditioner**

Tone



**Neutralising
Mask**



matrix total results

Dark Envy

Green Shampoo

Colour correcting shampoo that enriches dark bases and corrects red undertones in dark brunette hair.

How to use

Wearing suitable gloves, apply to wet hair, lather and rinse well. Leave on for 3-5 minutes before rinsing and follow with **Dark Envy Conditioner**.



Benefits

- Green direct dyes to correct red undertones.
- Adds dimension to dark brunette hair.
- Imparts a glossy finish.
- Customisable toning.

Key ingredients

- Colour correcting blue-yellow dyes

Ideal hair type

Deep brunettes

Size: 300ml / 1000ml



matrix total results

Dark Envy

Hydrating Conditioner

Non-colour depositing conditioner that enriches both natural and colored dark bases with a deeply conditioning formula.

How to use

After using the **Dark Envy Shampoo**, apply to wet hair. Massage and rinse.



Benefits

- Deeply hydrating.
- Enhances manageability.
- Provides richness, radiance and shine.

Ideal hair type

Deep brunettes

Size: 300ml / 1000ml



matrix total results

Dark Envy

Neutralising Mask

Highly pigmented red formula to correct red undertones while deeply nourishing hair and leaving a radiant sheen.

How to use

After using **Dark Envy Shampoo**, wearing suitable gloves, apply to wet hair and comb through for even distribution. Avoid scalp area and leave for 5-10 minutes depending on desired neutralisation. Rinse out.



Benefits

- For virgin and all-over black to dark brown hair colour.
- Combination of blue-green direct dyes for toning.
- Customisable toning.
- End result leaves dark bases with depth & cool, glossy finish.

Key ingredients

- Colour correcting blue-green dyes

Ideal hair type

Deep brunettes

Size: 30ml / 200ml



Before



Before



After



After



matrix total results

**Dark
Envy**

**See it to
believe it**



matrix total results

Unbreak My Blonde

Strengthening haircare treatment that leaves lightened hair 3x stronger*. Made for all blondes, whether you're blonde going blonder or starting at a dark base.

Users of Unbreak My Blonde love... "that hair felt noticeably softer and with less breakage."

* When using full system 6 times.



matrix total results

Unbreak My Blonde

Revives damaged, over-processed hair
& reduces breakage for 3x stronger hair.*

Before

After



Prime

Strengthen

Restore

Revive



**Bleach
Finder Shampoo**



**Strengthening
Shampoo**



**Strengthening
Conditioner**



**Leave-In
Treatment**



matrix total results

Unbreak My Blonde

Bleach Finder Shampoo

Bleach Finder Color Changing Lightener Rinse, infused with citric acid, balances pH and lights up pink when lightener is still in the hair, letting you know you need to rinse again.

How to use

After a lightening treatment, apply **Bleach Finder Color Changing Lightener Rinse** to hair and work into a lather. The Bleach Finder formula will turn from yellow to pink if lightener particles are detected. Continue to lather and rinse until the formula remains yellow with no pink in sight. All yellow - ready to rinse and tone! Still seeing pink - shampoo again!



Benefits

- Smart cleansing formula targets & removes lightener particles.
- Yellow formula turns pink when exposed to lightener.
- Balances the pH of hair.
- Ensures even stubborn lightener is rinsed out for a more beautiful and even blonde.

Key ingredients

- Citric Acid – strengthens hair
- Smart Technology which identifies bleach in hair

Ideal hair type

Damaged lightened hair

Size: 1000ml



matrix total results

Unbreak My Blonde

Strengthening Shampoo

Specially formulated with citric acid to reinforce weakened bonds and revive damaged hair.

How to use

After using the **Unbreak MyBlonde Bleach Finder**, apply and distribute evenly through wet hair. Massage and Rinse. Follow with **Unbreak My Blonde Conditioner**.



Benefits

- 3x stronger hair.*
- Sulphate free.
- Cleanses whilst protecting sensitive hair.
- Revives all types of hair from chemical damage.

* When using full system 6 times.

Key ingredients

- Citric Acid - strengthens hair

Ideal hair type

Damaged lightened hair

Size: 300ml / 1000ml



matrix total results


Unbreak My Blonde

Strengthening Conditioner

Specially formulated with citric acid to reinforce weakened bonds and revive damaged hair.

How to use

After using the **Unbreak My Blonde Shampoo**, apply to wet hair. Massage and rinse. Follow with **Unbreak My Blonde Leave In Treatment**.



Benefits

- 3x stronger hair.
- Nourishes and softens hair.
- Reinforces weakened bonds to prevent breakage.

Key ingredients

- Citric Acid - strengthens hair

Ideal hair type

Damaged lightened hair

Size: 300ml / 1000ml



matrix total results

Unbreak My Blonde

Leave-In Treatment

Specialy formulated with citric acid to reinforce weakened bonds and revive damaged hair.

How to use

After using the **Unbreak My Blonde Conditioner**, apply to wet hair and comb through. Avoid scalp area. Do not rinse. Style hair as desired.



Benefits

- 3x stronger hair.
- Highly conditioning yet lightweight formula.
- Revives all hair types & textures from chemical damage.
- Hair is left soft, shiny and stronger.

Key ingredients

- Citric Acid - strengthens hair

Ideal hair type

Damaged lightened hair

Size: 150ml



Before



Before



Before



After



After



After



matrix total results

Unbreak My Blonde

See it to believe it



matrix total results

Color Obsessed

Colour preserving care for all hair types and textures.

Users of Color Obsessed love... "that hair is left more manageable and colour is protected."



matrix total results

Color Obsessed

Anti-Oxidant formula helps protect against environmental damage, protecting colour for up to 32 washes.

Before

After



Cleanse



**Antioxidant
Shampoo**

Nourish



Conditioner



matrix total results

Color Obsessed

Antioxidant Shampoo

Cleanses to help protect against fading and extend your colour vibrancy.

How to use

Apply to wet hair, lather and rinse well. Follow with **Color Obsessed Conditioner**.



Benefits

- Porous hair is strengthened with brilliant colour and shine.
- Provides color protection up to 32 washes*.

Key ingredients

- Vitamin E - protects against environmental damage.
- Sunflower Oil - contains emollients which helps soften hair.

Ideal hair type

Damaged coloured hair

Size: 300ml / 1000ml



matrix total results

Color Obsessed

Conditioner

Conditions to help protect against fading and extent your colour vibrancy.

How to use

After using the **Color Obsessed Shampoo**, apply to wet hair. Massage and rinse.



Benefits

- Strengthen porous hair.
- Moisturises and nourishes.
- Provides lasting shine and colour care.

Key ingredients

- Vitamin E – protects against environmental damage
- Sunflower Oil – contains emollients which helps soften hair

Ideal hair type

Damaged coloured hair

Size: 300ml / 1000ml



Before



Before



After



After



matrix total results

Color Obsessed

See it to believe it



matrix total results

Keep Me Vivid

Colour retention haircare system for up to 65 days of vibrant colour

Users of Keep Me Vivid love... "colour is prolonged and hair is left softer."



matrix total results

Keep Me Vivid

Prolongs and maintains colour vibrancy for up to 65 days.*

Before

After



Cleanse



Shampoo

Nourish



Conditioner

Extend



**Lamination
Spray**

Protect



**Velvetizer
Hair Balm**



matrix total results

Keep Me Vivid

Shampoo

Gently cleanses to maintain vibrancy of fast fading colours.

How to use

Apply to wet hair, lather and rinse well. Follow with **Keep Me Vivid Conditioner**.



Benefits

- Helps combat hair colour from fading.
- Protect coloured hair.
- Sulphate free.

Key ingredients

- Glycerin - adds and maintains moisture

Ideal hair type

High maintenance, coloured hair

Size: 300ml / 1000ml



matrix total results

Keep Me Vivid

Conditioner

Rebalances the natural pH of hair and nourishes each strand.

How to use

After using the **Keep Me Vivid Shampoo**, apply to wet hair. Massage and rinse.



Benefits

- Formula's acidity helps make each strand of hair brighter by smoothing the outer cuticle.
- Helps maintains colours vibrancy.
- Nourishes each strand of hair.

Key ingredients

- Glycerin - adds and maintains moisture.
- High Acidity for longer lasting colour.

Ideal hair type

High maintenance, coloured hair

Size: 300ml / 1000ml



matrix total results

Keep Me Vivid

Lamination Spray

Rebalances the natural pH of hair and nourishes each strand.

How to use

After using the **Keep Me Vivid Conditioner**, apply to wet hair. Do not rinse. Follow with **Keep Me Vivid Color Velvitizer**.



Benefits

- Formula's acidity helps make each strand of hair brighter by smoothing the outer cuticle.
- Helps maintains colours vibrancy.
- Nourishes each strand of hair.

Key ingredients

- Glycerin - adds and maintains moisture.
- High Acidity for longer lasting colour.

Ideal hair type

High maintenance, coloured hair

Size: 300ml / 1000ml



matrix total results

Keep Me Vivid

Velvetizer Hair Balm

Seals in hair colour and enhances shine.

How to use

After using the **Keep Me Vivid Conditioner**, apply to towel dry hair from mid-lengths to ends. Style as desired.



Benefits

- Long lasting vibrancy for up to 21 washes.
- Acidity seals the cuticle of hair.
- Colour is 3x more prismatic shine.
- Heat protection.

Key ingredients

- Glycerin - adds and maintains moisture.
- High Acidity for longer lasting colour.

Ideal hair type

High maintenance, coloured hair

Size: 150ml



Before



Before



After



After



matrix total results

**Keep Me
Vivid**

**See it to
believe it**



matrix total results

Miracle Creator

Multi-tasking care for all
hair types and textures.

Users of Miracle Creator
love... "that hair is more
manageable, softer
and shinier."



matrix total results

Miracle Creator

Multi-Tasking Treatment

A versatile professional styling treatment that is able to tackle many concerns at once - with 20 benefits.

How to use

Spray on to towel-dried hair, comb through and style as desired

Ideal hair type

All hair types



Benefits

- A leave in conditioner, it nourishes hair.
- Smooths the cuticle and helps prevent breakage from brushing.
- Heat protectant - prevents heat damage from hot styling tools.
- Anti-frizz for a sleek finish.
- Minimizes hair damage and breakage.
- Reduces dryness.
- Corrects roughness.
- Shields hair against external aggressors.
- Improves manageability and primes hair for styling.

Size: 200ml



Before



Before



After



After



matrix total results

**Miracle
Creator**

**See it to
believe it**



matrix total results

High Amplify

Volumising haircare system
for instant lift and body

Users of High Amplify
love... "that hair has more
body and products don't
weight hair down."



matrix total results

High Amplify

Haircare system with instant lift and up to 35% more volume*.

Before

After



Extend

Cleanse

Nourish

Protect

**Pro
Only**



**Root Up Wash
Clarifying Shampoo**



**Volumising
Shampoo**



**Volumising
Conditioner**



**Shine Rinse
Lamellar
Treatment**

*Using system of High Amplify Shampoo, Conditioner and Proforma Hairspray vs. unwashed hair





matrix total results

High Amplify

Volumizing styling system with instant lift and up to 35% more volume*.

Before

After



Lift

Bodify

Finish

Extend



**Wonder Boost
Root Lifter**



**Foam Volumizer
Bodifying Mousse**



**Flexible Hold
Hairspray**



**Micro-Fine
Dry
Shampoo**

*Using system of High Amplify Shampoo, Conditioner and Proforma Hairspray vs. unwashed hair



matrix total results

High Amplify

Root Up Wash Clarifying Shampoo

Silicone-free, clarifying shampoo that removes the oil and build-up at the root which weighs down fine hair.

How to use

Once a week, apply to wet hair at the root area. Lather. Rinse well.



Benefits

- Deep cleansing.
- Removes all build-up.
- Silicone-free.

Ideal hair type

Fine, flat hair

Size: 300ml / 1000ml



matrix total results

High Amplify

Volumising Shampoo

A lightweight formula which cleanses the hair while boosting the structure of fine, limp hair

How to use

Apply to wet hair, lather and rinse well. Follow with **High Amplify Conditioner**.



Benefits

- Long-lasting volume.
- Instant body all over for thicker looking hair.
- Suitable for colour-treated hair.

Key ingredients

- Protein - strengthens limp hair.
- Panthenol - helps thicken hair.

Ideal hair type

Fine, flat hair

Size: 300ml / 1000ml



matrix total results

High Amplify

Volumising Conditioner

A lightweight formula which conditions the hair while boosting the structure of fine, limp hair

How to use

After using the **High Amplify Shampoo**, apply to wet hair. Massage and rinse.



Benefits

- Long-lasting volume.
- Silicone-free and lightweight formula.
- Suitable for colour-treated hair.

Key ingredients

- Protein - strengthens limp hair.
- Panthenol - helps thicken hair.

Ideal hair type

Fine, flat hair

Size: 300ml / 1000ml



matrix total results

High Amplify

Shine Rinse Lamellar Treatment

Lamellar water acts as a shine boost for hair.

How to use

After cleansing hair with the **High Amplify Shampoo**, gently squeeze out excess water but do not towel dry. Apply lamellar treatment in zig-zag motion 1-2 tick mark amounts on side of bottle, depending on length of hair. Lather and wait 8 seconds. Rinse well.



Benefits

- Adds shine in 8 seconds!
- Silicone free.
- Can be used as an alternative to conditioner.

Key ingredients

- Lamellar Water - adds shine.

Ideal hair type

Fine, flat hair

Size: 200ml



matrix total results

High Amplify

Wonder Boost Root Lifter

Targeted applicator for extreme root volume or all over volume.

How to use

After using the **High Amplify System**, apply on damp or dry hair, direct nozzle applicator close to the scalp or all over. Style as desired.



Benefits

- Long lasting, full volume boost.
- Nozzle allows for targeted application.
- Light weight formula.
- Non-sticky.

Key ingredients

- Protein - strengthens limp hair.

Ideal hair type

Fine, flat hair

Size: 250ml



matrix total results

High Amplify

Foam Volumizer Bodifying Mousse

Provides body, lift and support to give fine hair touchable thickness.

How to use

After using the **High Amplify System**, apply a golf-ball size amount to towel-dried hair, working evenly from roots to ends. Style as desired.



Benefits

- Strong, long lasting results.
- Lightweight whip adds conditioning shine.
- All over volume.

Key ingredients

- Styling Polymers - coats the hair and gives hold without weighing the hair down.

Ideal hair type

Fine, flat hair

Size: 250g



matrix total results

High Amplify

Flexible Hold Hairspray

Creates all over volume and shine.

How to use

After using the **High Amplify System**. For added body, volume and texture: On dry hair, lightly mist and finger rake for a full-bodied finished style. For finished looks: on dry hair lightly mist all over.



Benefits

- Fast-drying, ultra-fine mist.
- Leaves hair static-free.
- All-day humidity resistant.
- Provides great root.

Key ingredients

- Styling Polymers - gives hold without weighing the hair down.

Ideal hair type

Fine, flat hair

Size: 250g



matrix total results

High Amplify

Micro-Fine Dry Shampoo

Works to absorb oil and not weigh down fine hair.

How to use

After using the **High Amplify System**, Hold 8-10 inches from head. Spray in short bursts to absorb oil and revive volume.



Benefits

- Absorbs oil, refreshes hair & prolongs volume.
- Clean, lightweight formula.
- Suitable for colour-treated hair.

Key ingredients

- Styling Polymers - gives hold without weighing the hair down.

Ideal hair type

Fine, flat hair

Size: 250g



Before



Before



After



After



matrix total results

**High
Amplify**

**See it to
believe it**



matrix total results

Mega Sleek

Reduces frizz in coarse, unruly hair types.

Users of Mega Sleek love...
"makes frizz less noticeable and smooths hair."



matrix total results

Mega Sleek

Reduces frizz and provides humidity protection for coarse, unruly hair types.

Before

After



Cleanse



**Smoothing
Shampoo**

Nourish



**Smoothing
Conditioner**

Protect



**Iron Smoother
Heat-Protectant
Spray**



matrix total results

Mega Sleek

Smoothing Shampoo

Cleanses to help control unruly hair and manages frizz.

How to use

Apply to damp hair. Lather. Rinse. Follow with **Mega Sleek Conditioner**.



Benefits

- Cleanses and moisturises hair.
- Helps repair damage.
- Smooths and controls frizz with all-day humidity protection.
- Cares for colour-treated hair.

Key ingredients

- Shea Butter - provides moisture, while helping to add lustre to hair.

Ideal hair type

Fizzy, unruly hair

Size: 300ml / 1000ml



matrix total results

Mega Sleek

Smoothing Conditioner

Conditions to help control unruly hair and manages frizz.

How to use

After **Mega Sleek Shampoo**, apply to wet hair. Massage and rinse.



Benefits

- Nourishes and smooths hair.
- Controls frizz with all-day humidity protection.
- Cares for colour-treated hair.

Key ingredients

- Shea Butter - provides moisture, while helping to add lustre to hair.

Ideal hair type

Fizzy, unruly hair

Size: 300ml / 1000ml



matrix total results

Mega Sleek

Iron Smoother Heat-Protectant Spray

Rebalances the natural pH of hair and nourishes each strand.

How to use

After **Mega Sleek Conditioner**, Section by section, spray evenly over dry hair and flat iron from roots to ends to finish.



Benefits

- Locks out humidity.
- Leaves hair softer & smoother without adding weight.
- Maximises shine.
- Provides against high heat damage up to 205°C.

Key ingredients

- Dual Styling Polymers - provide strong control and hold for smooth definition.

Ideal hair type

Fizzy, unruly hair

Size: 250ml



Before



Before



After



After



matrix total results

**Mega
Sleek**

**See it to
believe it**



matrix total results

Moisture Me Rich

Hydrating care for 4x more
moisturised hair.

**Users of Moisture Me Rich
love...** "that hair feels instantly
nourished and moisturised."



matrix total results

Moisture Me Rich

Provides long-lasting hydration and nourishment for up to 4x more moisturised hair*.

Before

After



Cleanse



**Hydrating
Shampoo**

Nourish



**Hydrating
Conditioner**

*Using system of Moisture Me Rich shampoo, conditioner and Moisture Cure vs. a non-conditioning shampoo



matrix total results

Moisture Me Rich

Hydrating Shampoo

Cleanses to help restore moisture of dry hair.

How to use

Apply to damp hair, lather and rinse. Follow with **Moisture Me Rich Conditioner**.



Benefits

- Provides soft, replenished, radiant results.
- Hair is left 4x more moisturised.
- Cares for colour-treated hair.

Key ingredients

- Glycerin - humectant that adds and maintains moisture.

Ideal hair type

Dry hair

Size: 300ml / 1000ml



matrix total results

Moisture Me Rich

Hydrating Conditioner

Conditions to help restore moisture of dry hair.

How to use

After using the **Moisture Me Rich Shampoo**, apply to wet hair. Massage and rinse.



Benefits

- Conditions, layer by layer, for instant softness.
- Provides shine and manageability.
- Cares for colour-treated hair.

Key ingredients

- Glycerin - humectant that adds and maintains moisture.
- Apricot Oil - lightly penetrates layers of hair to condition.

Ideal hair type

Dry hair

Size: 300ml / 1000ml



Before



Before



After



After



matrix total results

**Moisture
Me Rich**

**See it to
believe it**



matrix total results

So Long Damage

Strengthening haircare
for 88% less breakage.

**Users of So Long Damage
love...** "that hair feels
stronger and less damaged."



matrix total results

So Long Damage

Strengthening haircare for 88% less breakage.

Cleanse



**Repairing
Shampoo**

Nourish



**Repairing
Conditioner**

Repair



**Leave-In
Elixir**



matrix total results

So Long Damage

Repairing Shampoo

Cleanses to boost strength and help reduce breakage.

How to use

Apply to wet hair. Lather and rinse. Follow with **So Long Damage Conditioner**.



Benefits

- Moisturises intensely without weighing down hair.
- Brightens shine.
- Cares for colour-treated hair.

Key ingredients

- Cermaide - helps to boost the strength of damaged hair.

Ideal hair type

Damaged hair

Size: 300ml / 1000ml



matrix total results

So Long Damage

Repairing Conditioner

Conditions to add shine and help reduce breakage.

How to use

After using the **So Long Damage Shampoo**, apply to wet hair. Massage and rinse.



Benefits

- Conditions and detangles while restructuring and adding strength.
- Rich, creamy texture.
- Cares for colour-treated hair.

Key ingredients

- Ceramide - helps to boost the strength of damaged hair.

Ideal hair type

Damaged hair

Size: 300ml / 1000ml



matrix total results

So Long Damage

Leave-In Elixir

Repair damage for totally strong hair with less breakage.

How to use

After using the **So Long Damage Conditioner**, apply to towel dried hair. Style as desired.



Benefits

- Fiber reconstruction to help repair damage.
- Prevents breakage.
- Instantly resurfaces brittle strands, as it recharges healthy shine.

Key ingredients

- Cermaide - helps to boost the strength of damaged hair.

Ideal hair type

Damaged hair

Size: 200ml

